

PATRIOTS

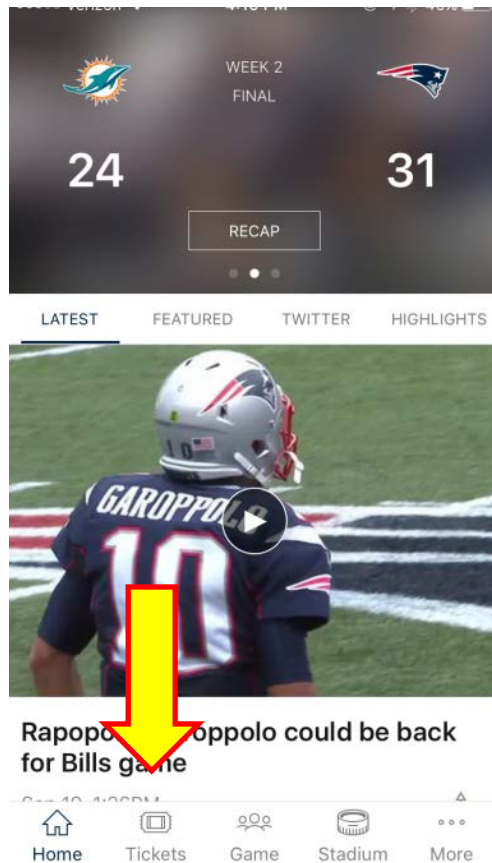
USING YOUR STM IN-STORE PRO SHOP DISCOUNT ON YOUR MOBILE PHONE

1

Download the Patriots Gameday Live App on your mobile device from the App Store or Google Play.

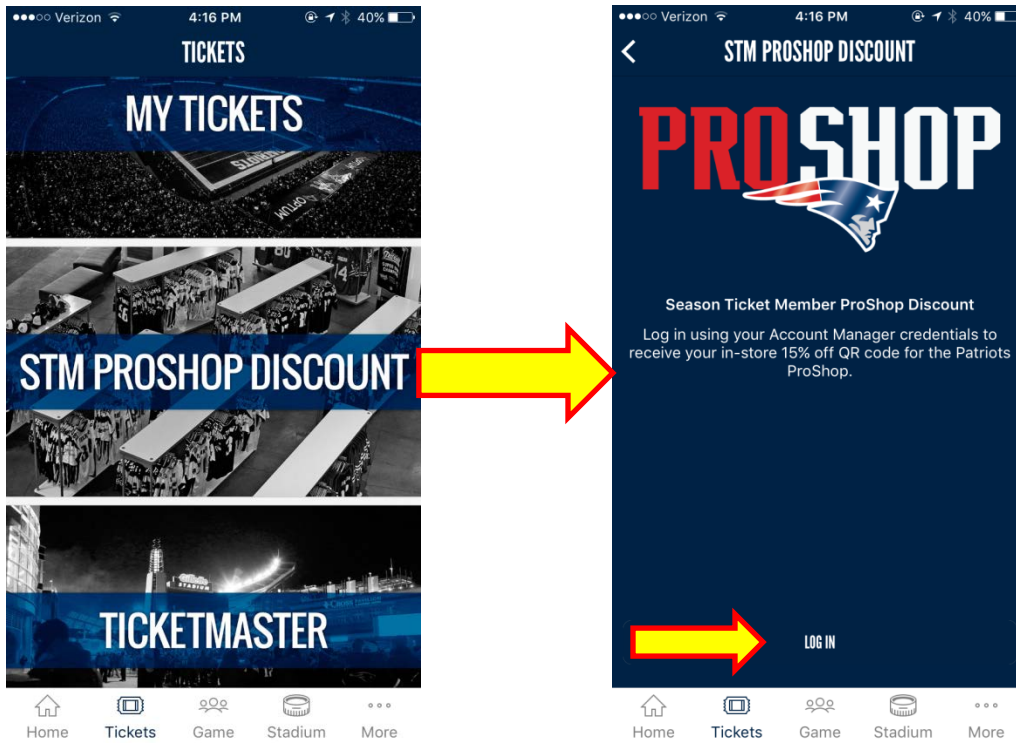
2

On the bottom portion of the page select “Tickets”



3

Select **STM ProShop Discount** from the three menu options and then click “Log in”



4

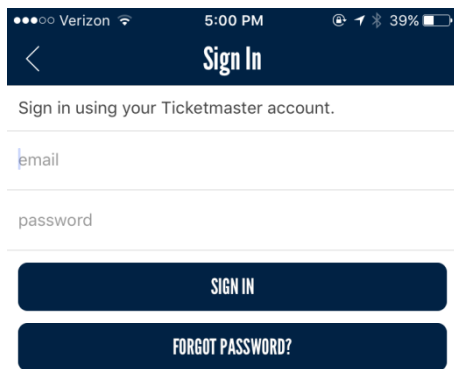
Enter the Email Address and Password that appears on your season ticket account. *If you have forgotten your account password, select **Forgot Password?** and proceed to **Step 5.***

The image shows a screenshot of the "Sign In" screen in the mobile application. It features a "Sign In" title, a subtitle "Sign in using your Ticketmaster account.", and two input fields for "email" and "password". Below the fields are two buttons: "SIGN IN" and "FORGOT PASSWORD?".



5

If you have forgotten your password, click on **Forgot Password** and enter the email address that is associated with your season ticket account. A temporary password will be emailed to the email address on file.



Verizon 5:00 PM 39%

Sign In

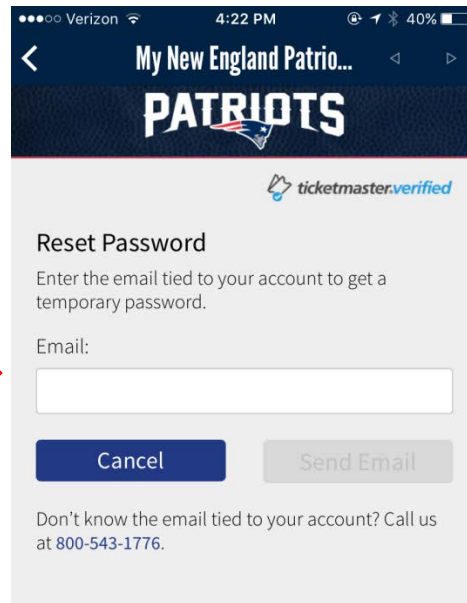
Sign in using your Ticketmaster account.

email

password

SIGN IN

FORGOT PASSWORD?



Verizon 4:22 PM 40%

My New England Patriots

PATRIOTS

ticketmaster.verified

Reset Password

Enter the email tied to your account to get a temporary password.

Email:

Cancel Send Email

Don't know the email tied to your account? Call us at 800-543-1776.



[HELP](#) | [PRIVACY](#) | [TERMS](#) | [FULL SITE](#)

powered by **ticketmaster**

6

After logging in, the QR Code is displayed on your mobile device— making it fast and easy to access your STM 20% discount on your mobile phone.

